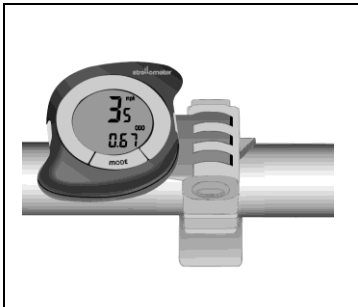


The right fit.


BOB Revolution

Console Placement



Strap console band onto the stroller handlebar.

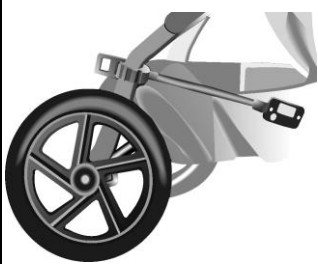
Magnet Placement



Place adhesive-backed magnet on slanted part of rim, on inside of right-rear wheel.

1

Sensor Placement



Straighten sensor flex bar and strap sensor around right rear stroller leg – just below basket screw.

2


Sensor Placement



Gently bend the middle of flex bar up to a backwards "L."

3


Sensor Placement



Continue to bend flex bar around so that the sensor is facing down and toward the wheel.

4

Sensor Placement



Lower strap on the stroller leg and position the sensor over magnet. Green light on sensor will blink.

DO NOT BEND OR PULL ENDS OF FLEX BAR AND SENSOR HEAD